



- Maximum lifting height : 6.90 m
- Capacity : 4100 kg
- Maximum forward reach : 3.93 m
- Torque convertor
- JSM : an «all in one» system

1) Hydraulic controls

2) Forward/Reverse selection

3) Speed selection (Powershift option)

Comfortable Powershift gear selection

Tipping

Lifting

Lowering


Tilting

Forward/reverse shift


Roller for extending-retracting the boom
(100 % proportional movements)


Roller for the attachment function
(movement 100 % proportional)


MLT 741 - 120 LSU


 **Lifting capacity**4100 kg
(load centre at 500mm from forks heels)
Tipping load at maximum reach1750 kg


 **Lifting height**6.90 m
Times: unladen / loaded (in s)
Lifting7/7.5
Lowering5.3/5.2
Telescope
Boom extension8.2/9.0
Boom retraction6.2/6.0
Time unladen (in s)
Crowd3.5
Dump3.0


 **Tyres**
460/70-24 XMCL

 **Forks** (mm)
Length1200
Width X thickness125 x 50
Maximum distance between forks1260
Carriage rotation146°


 **Oil bath multidisc brakes on front and rear axles**

 **Perkins engine Stage III A**
Turbo 120: 1104 D - E 44 TA4 cyl. - 4400 cm³
Power (ISO/TR 14396):124 HP/91 kw
Maximum torque
(ISO/TR 14396):490 Nm at 1400 rpm
Direct injection
Water cooling

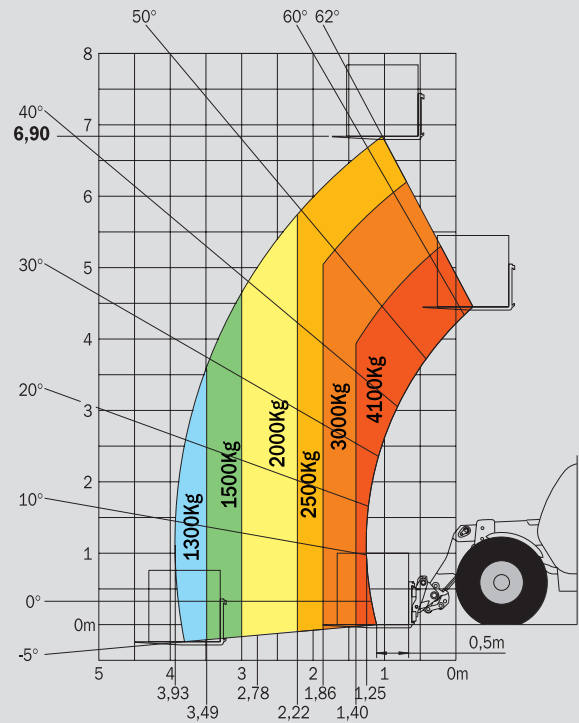
 **Transmission**torque convertor
Reversing shiftelectrohydraulic
Number of speeds4/4
Limited slip differential lock
Max. travel speed:42 km/h*
Powershift available for the MLT 741-120 LSU (6/3)

 **Hydraulic**
Turbo 120 LSU150 l./mn - 270 bars
Electronically regulated variable displacement pump
Valve bank DDIC
Monolever **J.S.M (Joystick Switch and Move)**
Flow divider with load sensing device driving and braking

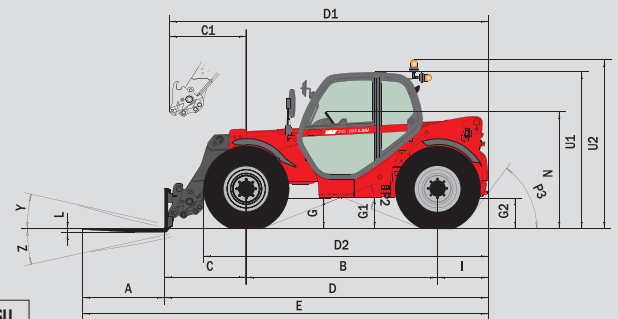
 **Capacities**
Hydraulic oil125 l
Fuel tank120 l

 **Weight unladen** (with forks)7365 kg
Overall height2.30 m
Overall width2.32 m
Overall length (at forks carriage)4.91 m
Ground clearance0.45 m
Turning radius (outside wheels)3.85 m
Drawbar pull9100 daN

Forward reach at maximum height : 1.03 m

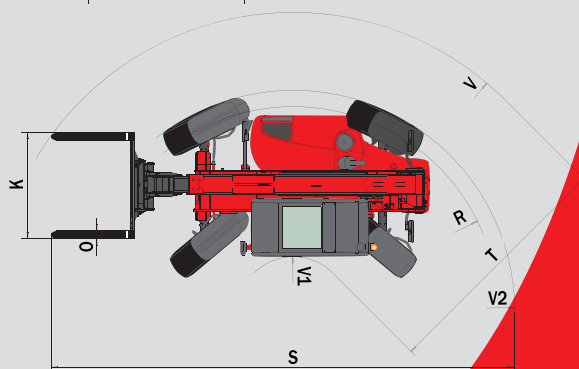
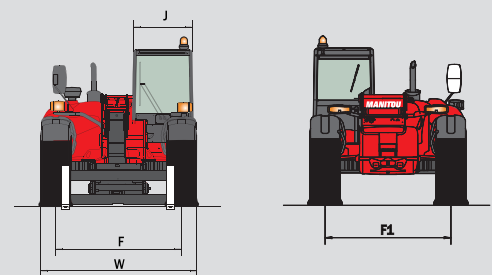


EN 1459 annexe B



MLT 741 - 120 LSU
MLT 741 - 120 LSU PS

A	1200
B	2810
C	1232
C1	1288
D	4919
D1	4975
D2	4287
E	6119
F	1870
F1	1870
G	455
G1	440
G2	440
I	877
J	865
K	1260
L	50
N	1720
O	125
P2	38°
P3	53°
R	3625
S	7689
T	3505
U1	2300
U2	2550
V	4865
V1	1360
V2	3853
W	2325
Y	12.3°
Z	133.5°



mm

This publication in no way constitutes an offer and the company reserves the right to alter specification without prior notice.
The MANITOU models presented in this brochure can be supplied complete with optional equipment attachments.

* Depending on models



MANITOU BF SA

B.P. 249 - 44158 Ancenis Cedex - France
Tel. : 33 2 40 09 10 11 / Export Department Fax : 33 2 40 09 10 97
www.manitou.com

700047EN-C - 10/07 - Doc BE 156/Ind. E

